



PRO-S Single External Pump Billet Fuel Surge Tank

The PRO-S fuel surge tank is designed for vehicles with fuel starvation problems due to inadequate fuel tank baffling. It works by feeding directly to the fuel rails after being filled up by the main fuel tank pump and excess fuel return submerging an External type fuel pump. Excess fuel in the surge tank is returned back to the vehicle's main fuel tank.

The surge tank also provides a quick and easy way to upgrade any standard fuel system without the need to modify the stock fuel tank or pump. This is an excellent fueling solution for vehicles installing large fuel demand power upgrades such as forced induction. **PLEASE MAKE SURE TO READ ALL THE MANUAL PRIOR TO COMMENCING INSTALLION.**

Specifications:

- ***61mm pump insert with O-Ring***
- ***AN6 Female Ports (x3)***
- ***Dimensions – 158mm H x 131mm x 131mm***
- ***Capacity – 2.7ltrs without pump insterted***
- ***Finished in Anodized Black***
- ***Ethanol and Methanol compatible***



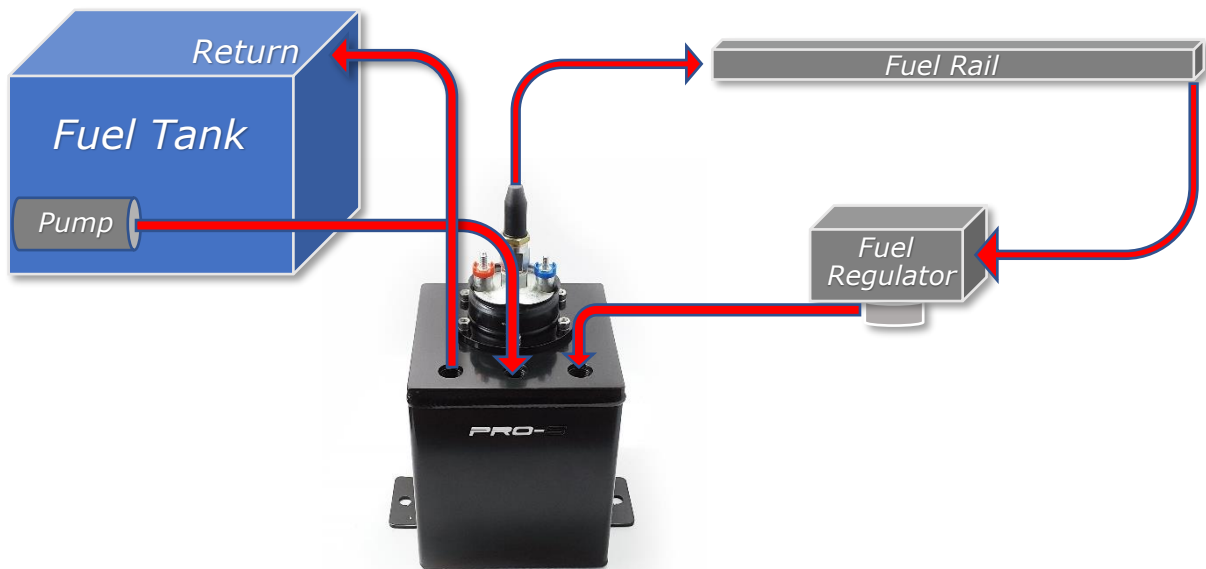
Instructions



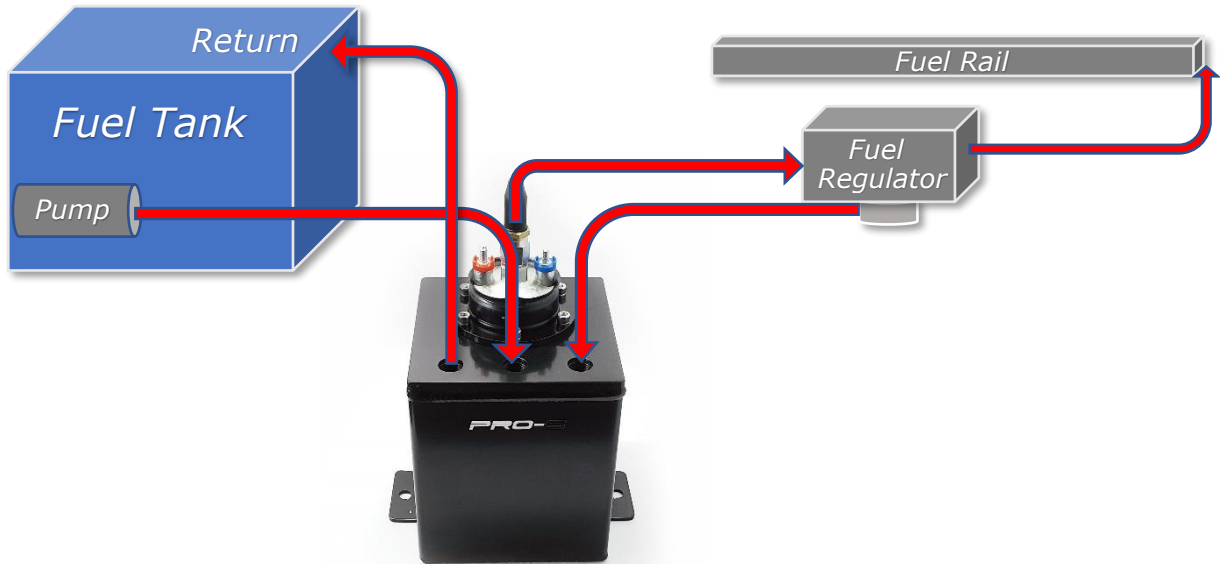
Typical Return Plumbing Installation:

- Pump 1 **Out** to Fuel Rail
- **In/Out** – From Main Tank to Surge Tank
- **In/Out** – From Fuel P. Regulator to Surge Tank
- **In/Out** – From Surge Tank to Main Tank

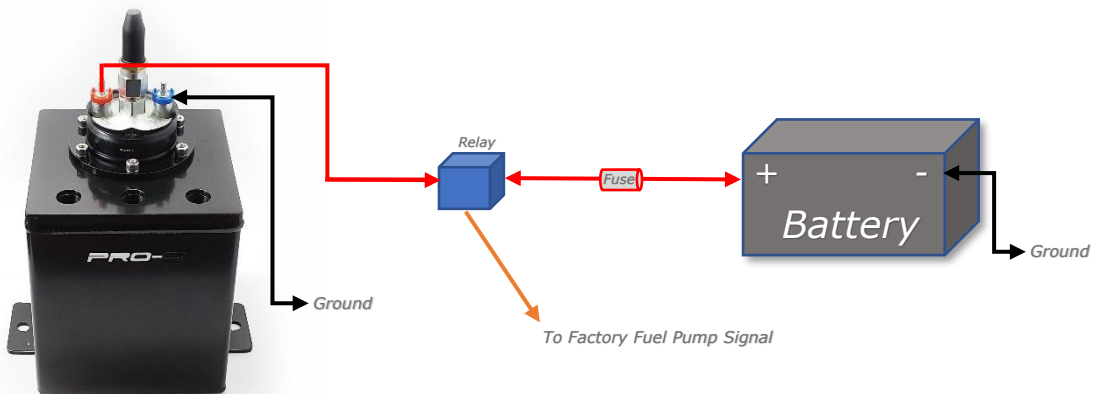
Return System For fuel systems with Return



Dead End System For fuel systems without Return



Electrical Installation Guide



Please Note – Safety First

Prospeed Parts always advises to work with one rule, **‘SAFETY FIRST’**. It's easy to let yourself skip safety steps to save time but that's the worst mistake you can make especially when working with fuel and electrical components. **If you feel you are not up to the job, always contact a qualified technician**

Please make sure to:

- **Disconnect battery or any source power input**
- **Remove fuel containers & wipe off any spilt fuels**

- *Wear protective clothing such as Safety Glasses, Gloves etc*
- *Use the proper tools*
- *Remove any tools/ components from hard to see places that may result in personal injury*
- *Do not work near open flames*

General Precautions

- *Your safety is your personal responsibility*
- *Always follow the correct procedures*
- *Never take shortcuts*
- *Take responsibility and clean up if you made a mess*
- *Clean and organize your workspace*
- *Ensure a clear and easy route to emergency exits and equipment*
- *Be alert and awake on the job*
- *Be attentive at all times to your work surroundings*
- *Never take risks when it comes to safety*

NOTES



*Prospeed Parts
Naggar Street
Mosta. MST1769
MALTA*